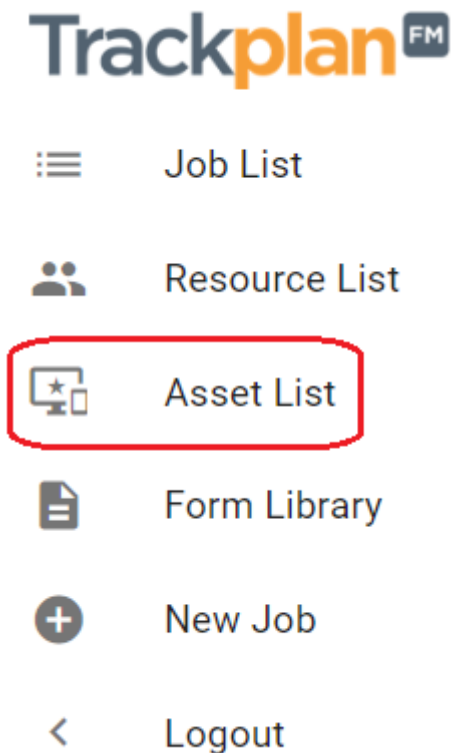





Asset Management in the Apps

Asset Management is now possible in the Trackplan Manager app and the Trackplan Resource app. You can manage your assets on the go with ease. You can Add, Edit Raise a Job against an Asset or add QR Code for that Asset via the Apps.



The in-app asset management feature allows you to view all assets, asset details, job history, and easily raise a new job against an asset. You can also create assets in the app, which is a great tool for asset gathering.

Asset List		 
AC Unit 234 Asset Name	AC Units Asset Class	
15431 Asset Code	Building No 15:36 Site	
Location	Sublocation	
AHU Unit Asset Name	Boilers MC1 Asset Class	
1234567890 Asset Code	Eden park Site	
Location	Sublocation	
AHU Unit Asset Name	Boilers Asset Class	
ahu-1238 Asset Code	Castle View Site	
Ground Floor Location	Atrium Sublocation	
Air Conditioning 1 Asset Name	AC Units Asset Class	
x1 Asset Code	Eden park Site	
Building 1 Location	First floor Sublocation	
Air Conditioning 2 Asset Name	AC Units Asset Class	
a2 Asset Code	Fonthill 34 Site	

Click on any asset to be brought to the Asset Details page and click on the pencil icon to edit the asset.

☰ AHU Unit ⊕ ←

AHU Unit

Asset Name

ahu-1238 Asset Status

Asset Code

Boilers Asset Sub Class

Asset Class


Castle View 📍 Site Ground Floor 📍 Location

Atrium 📍 Sublocation Manufacturer

sn343pp3433 Serial Number m1 Model Number

Comments

dfg34534 QRCode



Jobs



RAISE JOB ⊕

Instructed 2458

Job Status Job Number



You can create a new asset from the Asset List by selecting the “+” button at the top of the page:

Asset List		
AHU Unit Asset Name	Boilers Asset Class	
ahu-1238 AssetCode	Castle View Site	
Ground Floor Location	Atrium Sublocation	

This will open the Create New Asset page where you can fill out all relevant information for this new asset:

Asset Name

AssetClass

AssetClass



Asset Code

Site

Sites



Location

No Locations



Sub Location

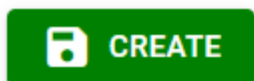
No Sub Locations



SerialNumber

Model Number

Manufacturer



The ability to create new assets can be configured for each individual user and resource. This can be done in *Settings* -> *App Manager* and selecting either *Resource App* or *Manager*

App depending on which app the person is set up for.

Once in the relevant app area, you can select any user / resource and from the *App* tab you will see these options:

Assets Enabled Yes No

Can Add Assets Yes No

The new Asset Management feature in the apps complement and integrate with the asset management module within the main Trackplan application. This will help make creating assets, and raising jobs on-the-go even easier.